



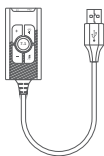
GAMING HEADSET COMMANDER CM7000

Quick Guide

PACKING LIST



Gaming Headset
CM7000



7.1 Surround Sound
USB Adapter

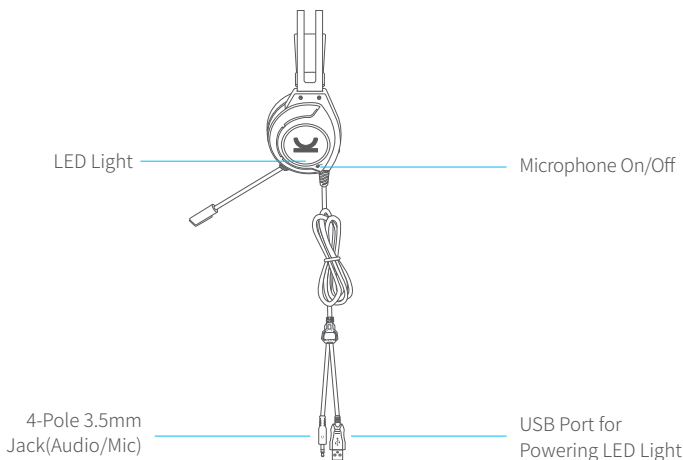


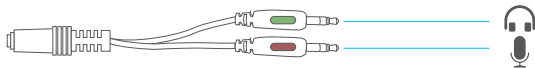
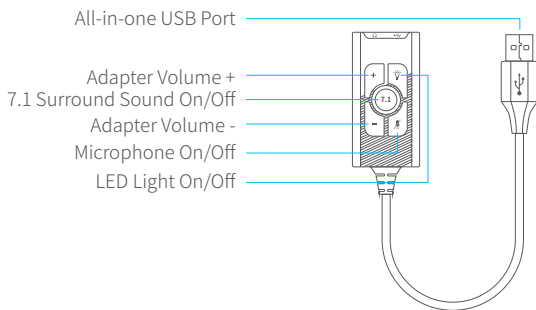
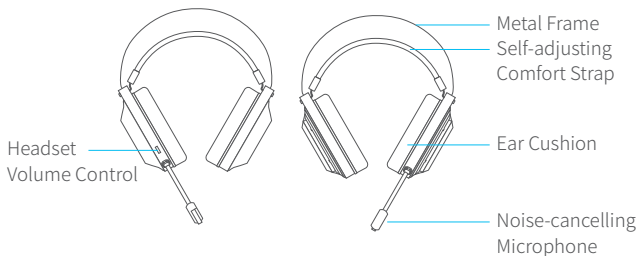
Audio/Mic
Splitter Adapter



Quick Guide

PRODUCT OVERVIEW





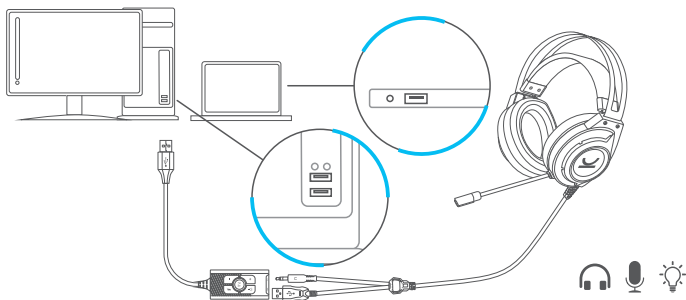
Note:

If you mute the microphone by using the **Microphone On/Off** button on the headset, the function of **Microphone On/Off** button on the USB adapter will be unavailable.

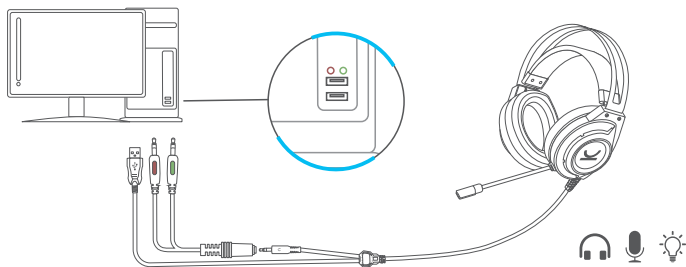
USING THIS HEADSET

1. PC/Notebook

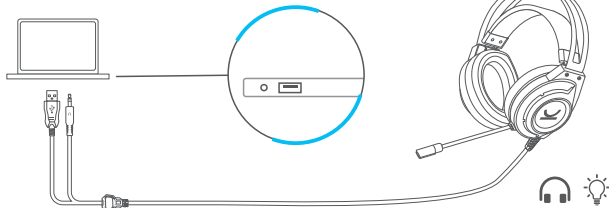
Option 1:



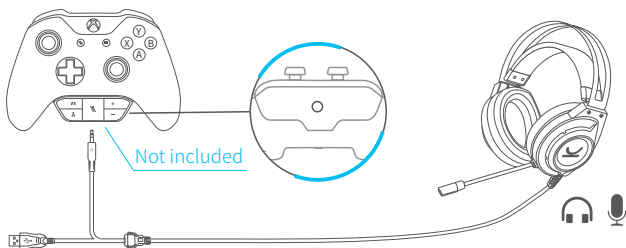
Option 2:



Option 3:

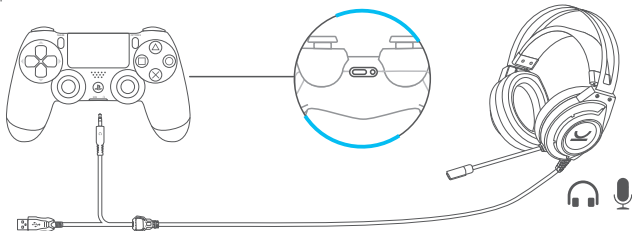


2. Xbox ONE™

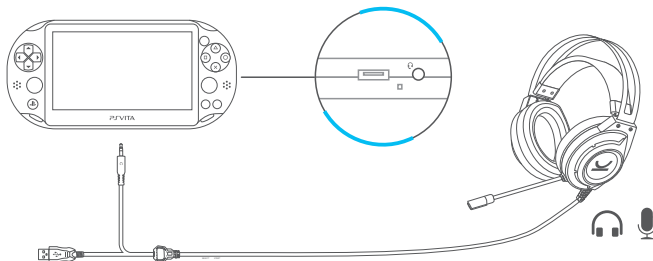


3. PS4™

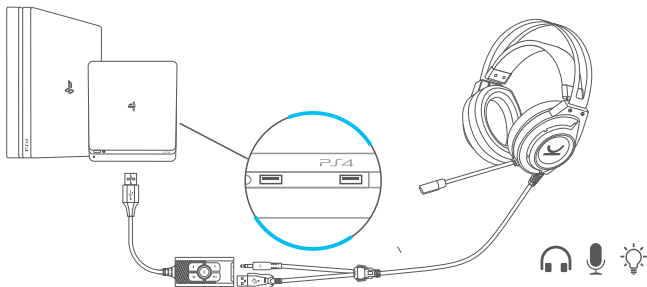
Option 1:



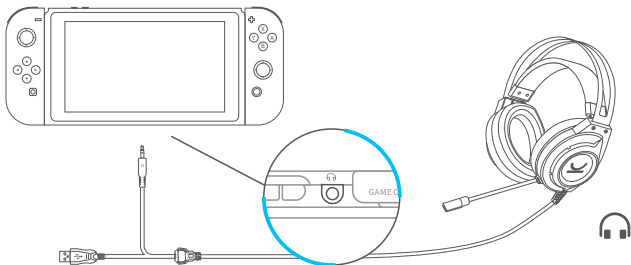
Option 2:



Option 3:

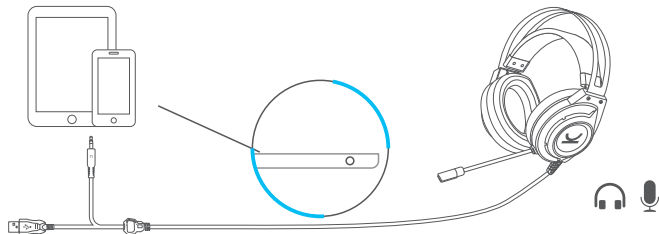


4. Nintendo Switch™



* Nintendo Switch™ doesn't support microphone input.

5. Mobile Device



SPECIFICATIONS

HEADPHONE	Driver	Dynamic, 50mm with Neodymium Magnets
	Type	Circumaural, Closed-Back
	Impedance	16 Ω
	Frequency Response	20Hz-20,000Hz
	T.H.D.	< 2%
	Weight	295g
	Cable Length	1.5M
	Connection	4-Pole 3.5mm Jack/ USB Port for Powering LED light
MICROPHONE	Type	Electrostatic Capacitor-based
	Polar Pattern	Omni-Directional
	Frequency Response	50Hz-18,000 Hz
	Sensitivity	-41 \pm 2dB (0dB=1V/Pa,1kHz)
7.1 Surround Sound USB Adapter	Connection	USB Port x 2, Audio/Mic port x 1
	Cable Length	0.8M

TIPS AND RECOMMENDATIONS

1. For the best experience, it's recommended that you turn off the 7.1 surround sound feature when using this headset to listen to music.
2. Please turn down the volume to a low setting first, then turn on the 7.1 surround sound and adjust the volume as needed when playing games.
3. Long term exposure to loud volume may cause hearing damage. It's advised you adjust the volume to a proper level for any use.

TROUBLESHOOTING GUIDE

Q1. The volume can't be turned up.

- * Please turn up the volume on the headset by the **Headset Volume Control** to approximately 2/3rds of the way up, then use the **Adapter Volume +/-** to adjust the volume as needed.

Note that if the volume on the Headset is turned down to a low setting, it will limit how loud the volume on the USB adapter that you can adjust.

Q2. My teammate can't hear me.

- * Make sure you unmute the microphone on 7.1 Surround Sound USB Adapter.
- * The connection option varies from different devices, please make sure you connect the headset with your device correctly.
- * Make sure the connected device is not muted.
- * Please go to the sound settings of the connected device to check and verify the headset microphone has been enabled.
- * Please contact us directly if this issue is unresolved.

Q3. I can't connect the headset with Xbox directly.

- * To use this headset on Xbox, you need to obtain a Headset Adapter for the Xbox (not supplied).

Q4. The sound is intermittent or breaks up.

- * This is likely to be due to the network connection of your device, and not the headset itself.

If operating a wireless network, move your device closer to the router, or provide a wired connection between the router and your device.

Determine if other users are overloading the wireless network that is precluding your device from being allocated sufficient bandwidth.

Q5. There is no sound from one side of the headset when connecting with PC.

- * Please insert the headset into your mobile phone to check whether it works well. If yes, please restart the PC and connect the headset with PC again.
- * Please go to the sound settings of your PC to check L/R balance.
- * Please contact us directly if this issue is unresolved.

Q6. The sound crackles or hisses.

- * Excessive static electricity may cause abnormal noises in the headset, please try to remove it.
- * Other sources of interference may be too close, such as TV, refrigerator, power tools etc., please be away from them when using the headset.

CAUTION

 The symbol indicates DC voltage



RECYCLING

This product bears the selective sorting symbol for Waste electrical and electronic equipment (WEEE). This means that this product must be handled pursuant to European directive 2012/19/EU in order to be recycled or dismantled to minimize its impact on the environment.

User has the choice to give his product to a competent recycling organization or to the retailer when he buys a new electrical or electronic equipment.



VANKYO

CUSTOMER SUPPORT

North America support@ivankyo.com

United Kingdom support.uk@ivankyo.com

Deutschland support.de@ivankyo.com

France support.fr@ivankyo.com

España support.es@ivankyo.com

Italia support.it@ivankyo.com

日本 support.jp@ivankyo.com